



Issued by Midland National®
Life Insurance Company

NOTICE TO RESIDENTS OF CALIFORNIA

The Nursing Home Waiver Rider (“Rider”) is not available in the State of California. In the event any other material implies or states the Rider is available in California, please consider this confirmation that the Rider is not currently available to residents of California or to any annuity contracts issued or issued for delivery in California by Midland National® Life Insurance Company.

IndexMax ADV[®] 7

fixed index annuity | Issued by Midland National[®] Life Insurance Company

Midland
Advisory

Balancing growth potential with asset protection, IndexMax ADV[®] fixed index annuity can help take your financial future to the MAX. As part of your overall portfolio, it can deliver:



Volatility protection
without loss of premium due to market downturns



Accumulation
with a singular design that layers two opportunities for growth



Dependability
with index options from trusted financial brands and interest rates you can count on



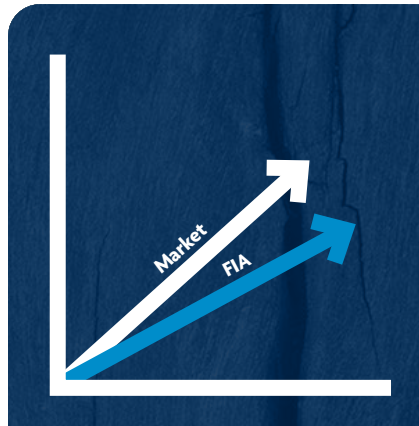


MAX volatility protection, without loss of premium due to market downturns

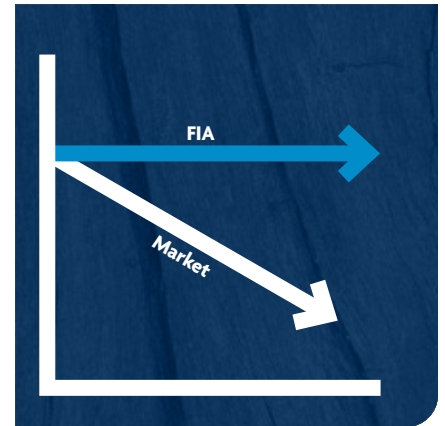
When it comes to planning for your financial future, you may need a product that can help protect a portion of your assets from market losses, while also providing you with opportunities for growth. That's where IndexMax ADV gives you an advantage.

It offers growth potential to your accumulation value during an up market, and holds steady during a down market.

In an up market



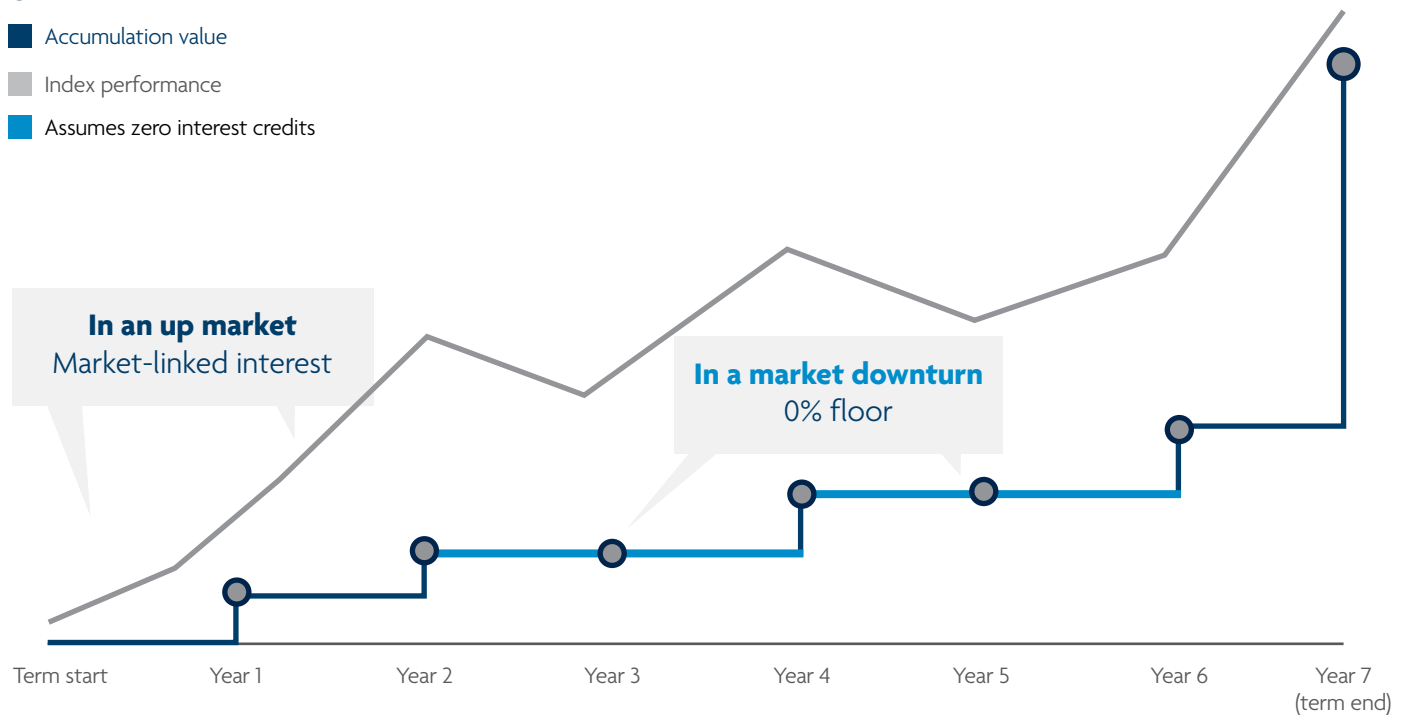
In a market downturn



“Lock in” annual interest credits

Fixed index annuities are able to offer this protection through their reset feature, which applies to IndexMax ADV no matter which index crediting method you choose. With annual reset, any interest credits are added, or credited, to your accumulation value on each contract anniversary and cannot be lost due to market losses. For the layered crediting strategy, any interest credits added are based on the accumulation value at the start of the term, minus withdrawals.¹

- Gains locked in
- Accumulation value
- Index performance
- Assumes zero interest credits



Hypothetical examples are for illustrative and educational purposes only and not intended to predict future performance. The use of alternate assumptions could produce significantly different results.

1. Advisory fees deducted from the contract are not considered withdrawals for calculation of the Annual Performance Credit or Term Participation Credit.



MAX accumulation potential with IndexMax ADV[®] fixed index annuity

IndexMax ADV's layered crediting strategy¹ offers a way to grow your accumulation value during a seven-year term—with credits that you may receive annually for the first six years ... PLUS a potential credit at the end of the term.



Annual performance credits (APC)

Offer year-over-year growth potential

At the end of years one through six, you'll receive an annual performance credit, or APC, each year the underlying index change is positive. The APC rate is **set at the beginning of each term, and will not change during your term.** The interest credit is calculated using your accumulation value at the start of the term, minus withdrawals.²

If the index change is zero or negative for that year, no credit is applied. This APC does not apply in year seven.

Term participation credit (TPC)

Captures overall index performance

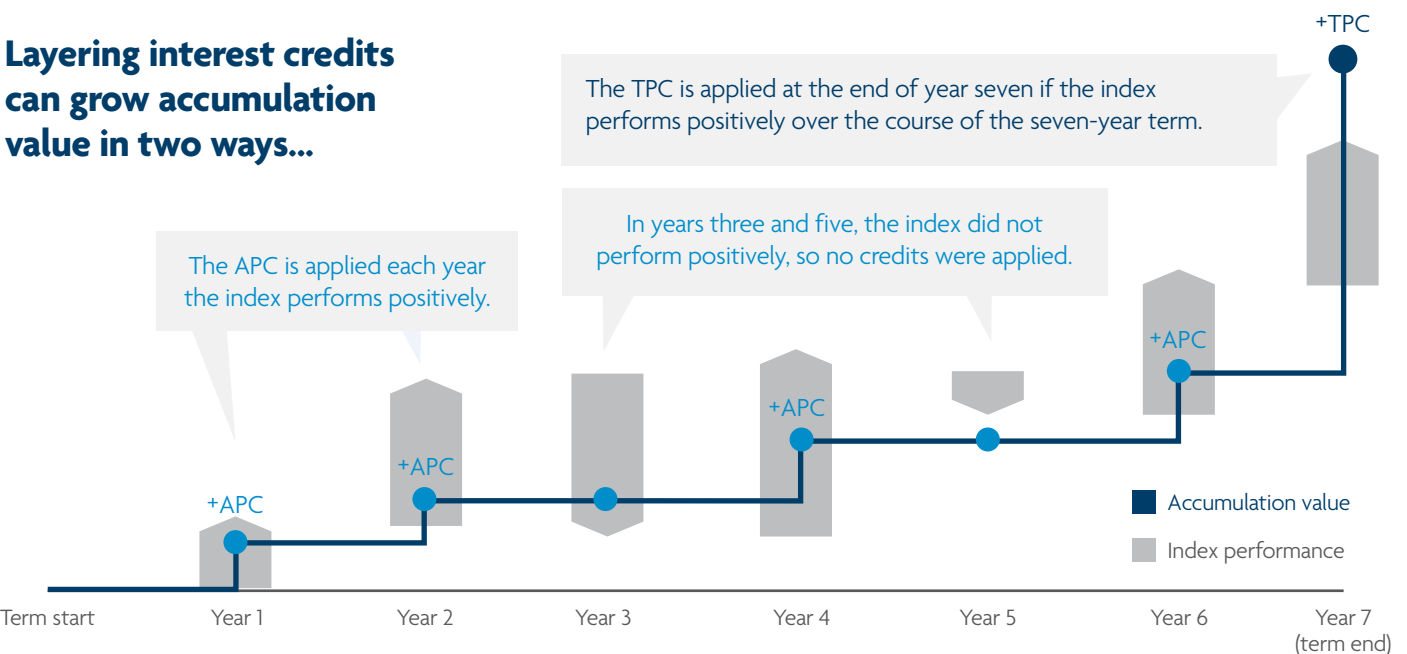
At the end of year seven, you'll receive a term participation credit, or TPC, if the underlying index change is positive over the course of the seven-year term. **The TPC percentage is set at the beginning of each term, and will not change during your term.**

The index growth is determined by calculating the percentage change (growth) between the average monthly index value in the last year of the term and the index value at the start of the term. **Your credit will be 100% of that amount** multiplied by your accumulation value at the start of the term, minus withdrawals.²

If the index change is zero or negative for those seven years, no credit is applied.



Layering interest credits can grow accumulation value in two ways...



Hypothetical examples are for illustrative and educational purposes only and not intended to predict future performance. The use of alternate assumptions could produce significantly different results.

1. Known as term participation with annual performance credits in the contract.

2. Advisory fees deducted from the contract are not considered withdrawals for calculation of the APC or TPC.



See the layered crediting strategy in action

Hypothetical example assumptions:

- \$100,000 premium
- 100% allocation to the term participation with annual performance credits method
- 5.75% annual performance credit rate
- **Index chosen:** 50% allocation to Fidelity Multifactor Yield IndexSM 5% ER and 50% allocation to BlackRock ESG US 5% Index ER

Performance

\$5,750 was applied to the accumulation value years 2, 3, 4, 5, and 6 as both indices performed positively. No interest credit was applied in year 1 as both indices had negative performance. At the end of year 7, \$48,985 was added because the index growth calculation provided for a TPC of 52.48% for the 7-year term on the Fidelity Multifactor Yield Index 5% ER allocation and 45.49% for the 7-year term on the allocation to BlackRock ESG US 5% Index ER.

Results

Accumulation value is **\$177,735** at the end of seven years, resulting in an annualized return of **8.56%**.

50/50 Blend: BlackRock & Fidelity	Layered crediting strategy	Contract year	Interest credit \$ amount	Total accumulation value
		At issue		\$100,000
		End of year 1	-	\$100,000
		End of year 2	\$5,750	\$105,750
	APC	End of year 3	\$5,750	\$111,500
		End of year 4	\$5,750	\$117,250
		End of year 5	\$5,750	\$123,000
		End of year 6	\$5,750	\$128,750
	TPC	End of year 7	\$48,985	\$177,735
Annualized return =				8.56%

Assumes \$100,000 premium with 50% allocation to the Fidelity Multifactor Yield Index 5% ER and 50% allocation to BlackRock ESG US 5% Index ER both with a 5.75% hypothetical APC rate and 100% TPC rate using projected index values based on how the indices would have performed from 12/31/2007 to 12/31/2014. Both the Fidelity Multifactor Yield Index 5% ER index and BlackRock ESG US 5% Index ER have existed for less than ten years. Because they do not have actual historical values for a period of ten years or more, the performance shown is determined by applying the current index methodology to the underlying historical financial data. Hypothetical examples are for illustrative and educational purposes only and not intended to predict future performance. The use of alternate assumptions could produce significantly different results.



MAX dependability, with index options from trusted financial brands, and interest rates you can count on

IndexMax ADV was built with options to help meet your individual financial goals. That's why it offers both a layered crediting strategy and a fixed account option. You can allocate your premium any way you choose, though once your strategy is set, it may not be changed during each seven-year term.

No matter which option you choose ... rates are guaranteed for the term.



1. Layered crediting strategy offers index options from trusted financial brands

Rates for the layered crediting strategy are set at the start of each term, and will not change during the term. This strategy is available on the following index account options:

BlackRock ESG US 5% Index ER (Ticker: BESGUVCX)  blackrock.com/ESGUS5Index

Fidelity Multifactor Yield Index 5% ER (Ticker: FIDMFYDN)  go.fidelity.com/FIDMFY

S&P 500® Low Volatility Daily Risk Control 5% Index ER (Ticker: SPLV5UE)  spglobal.com/spdji/en/

2. Fixed account option provides steady growth, regardless of market conditions

You can allocate all, or a portion, of your premium to the fixed account. Premium allocated to the fixed account will be credited interest at a declared fixed account interest rate, which is set at the beginning of each term, and will not change during the term. If you choose to allocate all of your premium to the fixed account, you will not be eligible for any APC or TPC interest credits during the term.

What happens after the initial term?

Following the initial term, unless you notify us, you will re-enter into one year terms that do not have surrender charges or market value adjustments. You can allocate to the fixed account or index account. If you allocate to an index account, and the index change is positive, you will receive an APC; however, TPC interest credits will not apply.

Additional product details

Issue ages

Available for issue ages 0 to 85.

Premium amount

Minimum premium is \$50,000 for qualified and non-qualified. Additional premium is not accepted.

Tax deferral benefits

Funds grow on a tax-deferred basis, meaning no taxes are owed until you access them. This allows more time for growth potential. Work with your tax advisor to find out how this might work for you.¹

Market value adjustment (MVA)

Your contract includes an MVA feature, which may decrease or increase your surrender value depending on the change in the market value adjustment external index rate since the start of the term.

Due to the mechanics of an MVA, surrender values decrease as the MVA external index rate rises. When the MVA external index rate decreases, the surrender value increases. However, the MVA is limited to the surrender charge or the interest credited to the accumulation value.

See the product disclosure for more information.

Nursing home confinement waiver

After your first contract year, if you become confined to a qualified nursing care center (skilled nursing facility or residential care facility for the elderly in CA), as defined in the rider, you may withdraw up to 100% of your accumulation value without a surrender charge or MVA as long as you meet the eligibility requirements of this rider. If you withdraw 100% of your accumulation value, your contract will terminate. You cannot be confined at the time your contract is issued. This rider is automatically included with your annuity at no additional charge. If joint annuitants are named on the annuity, waiver will apply to the first annuitant who qualifies for the benefit, but not both.

Annuitization options

You can choose to receive annuity payments based on your choice of several annuity options. Once you elect an annuitization option, it cannot be changed, and all other rights and benefits under the annuity end. The payment amount and number of payments will be based on your annuity's surrender value and the annuitization option you choose. See the product disclosure for annuitization options available.

Death benefit

Your beneficiary will receive the greater of the accumulation value or the minimum surrender value. Amounts allocated to an index account will receive partial interest credits from the beginning of the index term to the date of death. The death benefit may be reduced for premium taxes at death as required by the state of residence.

Please consult with and rely on your own legal or tax advisor.

Spousal continuance

Spousal continuance can be elected. Partial Index Credits will not apply upon election.

Withdrawals

Surrender charges

There is a seven-year surrender charge period. During this period, a charge is assessed on any amount withdrawn that exceeds the available penalty-free amount.

Initial 7-year term

Y1	Y2	Y3	Y4	Y5	Y6	Y7
6%	6%	5%	4%	3%	3%	2%

0% surrender charge after the initial term.

Penalty-free withdrawals

After the first contract year, up to 10% of beginning of year accumulation value may be taken each year.

Advisory fees

You can authorize your financial advisor to take advisory fees from this contract in the form of a partial surrender. Up to 1.50% of accumulation value, per year, may be withdrawn in installments.

If the partial surrender for the advisory fee is greater than the remaining penalty-free partial surrender allowance, a surrender charge and market value adjustment will apply.

Impact of withdrawals

Withdrawals may be treated by the government as ordinary income. If taken prior to age 59 1/2, a withdrawal could also be subject to a 10% IRS penalty. Withdrawals will reduce your accumulation value accordingly.

FOR USE IN CA AND DE.

1. Under current law, annuities grow tax deferred. An annuity is not required for tax deferral in qualified plans. Annuities may be subject to taxation during the income or withdrawal phase. Please note that neither Midland National, nor any financial professionals acting on its behalf, should be viewed as providing legal, tax or investment advice. Consult with and rely on your own qualified advisor.

This brochure is for solicitation purposes only. Please refer to your contract for any other specific information. With every contract that Midland National® Life Insurance Company issues there is a free-look period. This gives you the right to review your entire contract and if you are not satisfied, return it and have your premium returned.

Fixed index annuities are not a direct investment in the stock market. They are long term insurance products with guarantees backed by the issuing company. They provide the potential for interest to be credited based in part on the performance of specific indices, without the risk of loss of premium due to market downturns or fluctuation. Although fixed index annuities guarantee no loss of premium due to market downturns, deductions from your accumulation value for optional benefit riders or strategy fees or charges associated with allocations to enhanced crediting methods could exceed interest credited to the accumulation value, which would result in loss of premium. They may not be appropriate for all clients. Interest credits to a fixed index annuity will not mirror the actual performance of the relevant index.

Refer to your contract for further details. The IndexMax ADV® is issued on AS203A04/AS203A (contract AR386A/AR386A04, AR387A, AR388A, AR360A/AR151A04. This product, its features and riders may not be available in all states.

Special Notice Regarding The Use Of A Living Trust As Owner Or Beneficiary Of This Annuity.

The use of living trusts in connection with an annuity contract can be a valuable planning mechanism. However, a living trust is not appropriate when mass-produced in connection with the sale of an insurance product. We strongly suggest you seek the advice of your qualified legal advisor concerning the use of a trust with an annuity contract.

Neither Midland National, nor any financial professionals acting on its behalf, should be viewed as providing legal, tax or investment advice. Consult with and rely on a qualified advisor. Under current law, annuities grow tax-deferred. Annuities may be subject to taxation during the income or withdrawal phase. The tax-deferred feature is not necessary for a tax-qualified plan. In such instances, you should consider whether other features, such as the death benefit, lifetime annuity payments, and any riders make the Contract appropriate for your needs.

Midland Advisory, part of Midland National® Life Insurance Company, specializes in retirement solutions to help meet the needs of registered investment advisors (RIAs) and their clients. Midland Advisory is not an issuer of insurance products.

Registered investment advisors* (financial advisors) who work with our appointed insurance agents (financial professional(s)) operate independently from Midland National and vary in the extent to which they use the insurance products available to any respective financial professional.

*Midland National does not evaluate, endorse, recommend, or guarantee the services of any financial advisor. You have the relationship and hiring decisions with your financial advisor. As such, we will not supervise or monitor the financial advisor's activities or your overall investment portfolio, nor are we responsible for the performance of your investments. We have no discretionary authority or control, or liability for any damages with respect to how your financial advisor manages your investment assets.

Withdrawals taken prior to age 59 1/2 may be subject to IRS penalties.

The "S&P 500® Low Volatility Daily Risk Control 5% Index ER" is a product of S&P Dow Jones Indices LLC or its affiliates ("SPDJI") and have been licensed for use by Midland National® Life Insurance Company ("the Company"). S&P®, S&P 500®, US 500, The 500, iBoxx®, iTraxx® and CDX® are trademarks of S&P Global, Inc. or its affiliates ("S&P"); Dow Jones® is a registered trademark of Dow Jones Trademark Holdings LLC ("Dow Jones"). It is not possible to invest directly in an index. The Company's Product is not sponsored, endorsed, sold or promoted by SPDJI, Dow Jones, S&P, or any of their respective affiliates (collectively, "S&P Dow Jones Indices"). S&P Dow Jones Indices does not make any representation or warranty, express or implied, to the owners of the Company's Product or any member of the public regarding the advisability of investing in securities generally or in the Company's Product particularly or the ability of the Indices to track general market performance. Past performance of an index is not an indication or guarantee of future results. S&P Dow Jones Indices' only relationship to the Company with respect to the Indices is the licensing of the Index and certain trademarks, service marks and/or trade names of S&P Dow Jones Indices and/or its licensors. The Indices are determined, composed and calculated by S&P Dow Jones Indices without regard to the Company or the Company's Product. S&P Dow Jones Indices has no obligation to take the needs of the Company or the owners of the Company's Product into consideration in determining, composing or calculating the Indices. S&P Dow Jones Indices has no obligation or liability in connection with the administration, marketing or trading of the Company's Product. There is no assurance that investment products based on the Indices will accurately track index performance or provide positive investment returns. S&P Dow Jones Indices LLC is not an investment adviser, commodity trading advisory, commodity pool operator, broker dealer, fiduciary, "promoter" (as defined in the Investment Company Act of 1940, as amended), "expert" as enumerated within 15 U.S.C. § 77k(a) or tax advisor. Inclusion of a security, commodity, crypto currency or other asset within an index is not a recommendation by S&P Dow Jones Indices to buy, sell, or hold such security, commodity, crypto currency or other asset, nor is it considered to be investment advice or commodity trading advice.

S&P DOW JONES INDICES DOES NOT GUARANTEE THE ADEQUACY, ACCURACY, TIMELINESS AND/OR THE COMPLETENESS OF THE INDICES OR ANY DATA RELATED THERETO OR ANY COMMUNICATION, INCLUDING BUT NOT LIMITED TO, ORAL OR WRITTEN COMMUNICATION (INCLUDING ELECTRONIC COMMUNICATIONS) WITH RESPECT THERETO. S&P DOW JONES INDICES SHALL NOT BE SUBJECT TO ANY DAMAGES OR LIABILITY FOR ANY ERRORS, OMISSIONS, OR DELAYS THEREIN. S&P DOW JONES INDICES MAKES NO EXPRESS OR IMPLIED WARRANTIES, AND EXPRESSLY DISCLAIMS ALL WARRANTIES,

OF MERCHANTABILITY OR FITNESS FOR A PARTICULAR PURPOSE OR USE OR AS TO RESULTS TO BE OBTAINED BY THE COMPANY, OWNERS OF THE COMPANY'S PRODUCT, OR ANY OTHER PERSON OR ENTITY FROM THE USE OF THE INDICES OR WITH RESPECT TO ANY DATA RELATED THERETO. WITHOUT LIMITING ANY OF THE FOREGOING, IN NO EVENT WHATSOEVER SHALL S&P DOW JONES INDICES BE LIABLE FOR ANY INDIRECT, SPECIAL, INCIDENTAL, PUNITIVE, OR CONSEQUENTIAL DAMAGES INCLUDING BUT NOT LIMITED TO, LOSS OF PROFITS, TRADING LOSSES, LOST TIME OR GOODWILL, EVEN IF THEY HAVE BEEN ADVISED OF THE POSSIBILITY OF SUCH DAMAGES, WHETHER IN CONTRACT, TORT, STRICT LIABILITY, OR OTHERWISE. S&P DOW JONES INDICES HAS NOT REVIEWED, PREPARED AND/OR CERTIFIED ANY PORTION OF, NOR DOES S&P DOW JONES INDICES HAVE ANY CONTROL OVER, THE COMPANY'S PRODUCT REGISTRATION STATEMENT, PROSPECTUS OR OTHER OFFERING MATERIALS. THERE ARE NO THIRD-PARTY BENEFICIARIES OF ANY AGREEMENTS OR ARRANGEMENTS BETWEEN S&P DOW JONES INDICES AND THE COMPANY, OTHER THAN THE LICENSORS OF S&P DOW JONES INDICES.

Fidelity Multifactor Yield Index 5% ER Index inception was 12/11/19. Returns of the Fidelity Multifactor Yield Index 5% ER prior to inception represent hypothetical pre-inception index performance (PIP), and returns for time frames after this date reflect actual index performance. PIP is based on criteria applied retroactively with the benefit of hindsight and knowledge of factors that may have positively affected performance. Actual performance of the index may vary significantly from PIP data. The level of the Fidelity Multifactor Yield Index 5% ER is calculated on an excess return basis (net of a notional financing cost) and reflects the daily deduction of a fee of 0.50% per annum. The fee is not related to the annuity. The hypothetical performance information presented herein does not reflect fees and expenses that an investor would pay in a fixed index annuity. It is not possible to invest directly in an index. All market indices are unmanaged. Not intended to represent the performance of any fixed index annuity.

The Fidelity Multifactor Yield Index 5% ER (the "Index") is a multi-asset index, offering exposure to companies with attractive valuations, high quality profiles, positive momentum signals, lower volatility and higher dividend yield than the broader market, as well as U.S. treasuries, which may reduce volatility over time. Fidelity is a registered trademark of FMR LLC. Fidelity Product Services LLC ("FPS") has licensed this Index for use for certain purposes to Midland National® Life Insurance Company (the "Company") on behalf of the Product. The Index is the exclusive property of FPS and is made and compiled without regard to the needs, including, but not limited to, the suitability needs, of the Company, the Product, or owners of the Product. The Product is not sold, sponsored, endorsed or promoted by FPS or any other party involved in, or related to, making or compiling the Index. The Company exercises sole discretion in determining whether and how the Product will be linked to the value of the Index. FPS does not provide investment advice to owners of the Product, nor to any other person or entity with respect to the Index and in no event shall any Product contract owner be deemed to be a client of FPS.

Neither FPS nor any other party involved in, or related to, making or compiling the Index has any obligation to continue to provide the Index to the Company with respect to the Product. Neither FPS nor any other party involved in, or related to, making or compiling the Index makes any representation regarding the Index, Index information, performance, annuities generally or the Product particularly.

Fidelity Product Services LLC disclaims all warranties, express or implied, including all warranties of merchantability or fitness for a particular purpose or use. Fidelity Product Services LLC shall have no responsibility or liability whatsoever with respect to the Product.

Index methodology: Fidelity Multifactor Yield Index 5% ER Index inception was 12/11/19. Returns of the Fidelity Multifactor Yield Index 5% ER prior to inception represent hypothetical pre-inception index performance (PIP), and returns for time frames after this date reflect actual index performance. PIP is based on criteria applied retroactively with the benefit of hindsight and knowledge of factors that may have positively affected performance. Actual performance of the index may vary significantly from PIP data. The level of the Fidelity Multifactor Yield Index 5% ER is calculated on an excess return basis (net of a notional financing cost) and reflects the daily deduction of a fee of 0.50% per annum. The fee is not related to the annuity. The hypothetical performance information presented herein does not reflect fees and expenses that an investor would pay in a fixed index annuity. It is not possible to invest directly in an index. All market indices are unmanaged. Not intended to represent the performance of any fixed index annuity.

The BlackRock ESG US 5% Index ER is a product of BlackRock Index Services, LLC and has been licensed for use by Midland National® Life Insurance Company. BlackRock®, BlackRock ESG US 5% Index ER, and the corresponding logos are registered and unregistered trademarks of BlackRock. The annuity product is not sponsored, endorsed, sold or promoted by BlackRock Index Services, LLC, BlackRock, Inc., or any of its affiliates, or any of their respective third-party licensors (including the Index calculation agent, as applicable) (collectively, "BlackRock"). BlackRock has no obligation or liability in connection with the administration or marketing of the annuity product. BlackRock makes no representation or warranty, express or implied, to the owners of the annuity product or any member of the public regarding the advisability of investing the annuity product or the ability of the BlackRock ESG US 5% Index ER to track general market performance. BlackRock does not guarantee the adequacy, accuracy, timeliness, and/or completeness of the Index or any data or communication related thereto nor does it have any liability for any errors, omissions or interruptions of the BlackRock ESG US 5% Index ER.

The BlackRock ESG US 5% Index ER (the "Index") objective is to offer exposure to the iShares® ESG Aware MSCI USA ETF subject to a 5% Target Volatility. The index manages to the Target Volatility by incorporating Fixed Income US Treasury iShares® ETFs and a Cash Constituent.

The Index tracks the return of the weighted ETFs and any Cash Constituent, above the sum of the Return on the Interest Rate and the Index Fee. It is important to note your premium is not invested in the Index but in the insurance company's general account, which may include investments that do not follow the environmental, social, and governance (ESG) practices of the BlackRock ESG US 5% Index ER.

The BlackRock ESG US 5% Index ER has been in existence since January 25, 2021. Ending values in years prior to inception are determined by BlackRock Index Services, LLC or its affiliates using the same methodology as used currently.

Sammons Financial® is the marketing name for Sammons® Financial Group, Inc.'s member companies, including Midland National® Life Insurance Company. Annuities and life insurance are issued by, and product guarantees are solely the responsibility of, Midland National Life Insurance Company.



Midland National® is a Sammons Financial Group company.

We are committed to our customers, distribution partners, employees and communities – and the deeply rooted belief that we grow stronger together.

With so much change happening in the world, people are looking for companies that can stand the test of time. They need a partner that can weather life's storms. That's us. For over a century, we have been here for our customers and honoring our commitments. And because we're privately owned, we don't measure our impact by the number of years we've been in business, investor goals or size of the company. We are proud of our impact of the financial futures we help secure, and the legacies we help establish.

We believe that we aren't here to serve just today's customers, but customers for generations to come. As we look ahead to our next hundred years, that fundamental principle remains rich in its vision. No matter how much change happens in the world around us, we strive to find new ways to create value for our customers.

Just like always.

Midland National has continued to earn high ratings, based on our financial strength, operating performance, and ability to meet obligations to our policyholders and contract holders. Midland National currently holds the following ratings:

“A+”

A.M. Best^{A,B} (Superior) (Second category of 15)

S&P Global Ratings^{B,C} (Strong) (Fifth category of 22)

Fitch Ratings^D (Stable) (Fifth category of 19)

Ratings are subject to change.

A.M. Best is a large, third-party independent reporting and rating company that rates an insurance company on the basis of the company's financial strength, operating performance, and ability to meet its obligations to policyholders. S&P Global Ratings is an independent, third-party rating firm that rates on the basis of financial strength. Ratings shown reflect the opinions of the rating agencies and are not implied warranties of the company's ability to meet its financial obligations. The ratings above apply to Midland National's financial strength and claims-paying ability. **A)** A.M. Best rating affirmed on August 29, 2023. For the latest rating, access ambest.com. **B)** Awarded to Midland National® as part of Sammons® Financial Group Inc., which consists of Midland National® Life Insurance Company and North American Company for Life and Health Insurance®. **C)** S&P Global rating assigned Feb. 26, 2009 and affirmed on May 24, 2023. **D)** Fitch Ratings, a global leader in financial information services and credit ratings, on Nov. 30, 2023, assigned an Insurer Financial Strength rating of A+ Stable for Midland National. This rating is the fifth highest of 19 possible rating categories. The rating reflects the organization's strong business profile, low financial leverage, very strong statutory capitalization, and strong operating profitability supported by strong investment performance. For more information access fitchratings.com.

West Des Moines, Iowa
MidlandNational.com

Not FDIC/NCUA Insured	Not A Deposit Of A Bank	Not Bank Guaranteed
May Lose Value	Not Insured By Any Federal Government Agency	