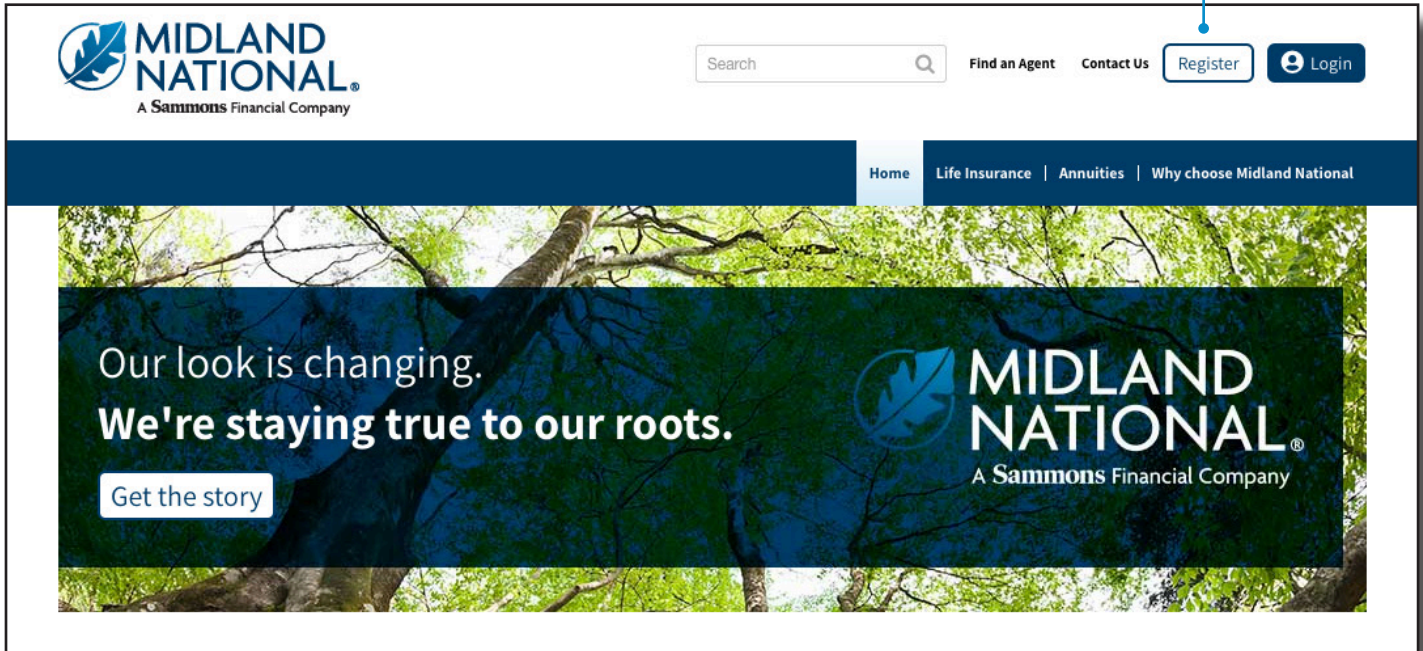


# Website login help

**New users** – For users who have not logged into a previous Midland National Website, select the **Register** button by the Login button.



**In order to register, the agent number must be in a pending or active status in our system.**

Registration

1 Unique Identification    2 Account Information    3 Login

User Type  
 Agent    Policyowner

Identification Type  
Agent Number  
 SSN    TIN (What is this?)

Agent SSN/TIN

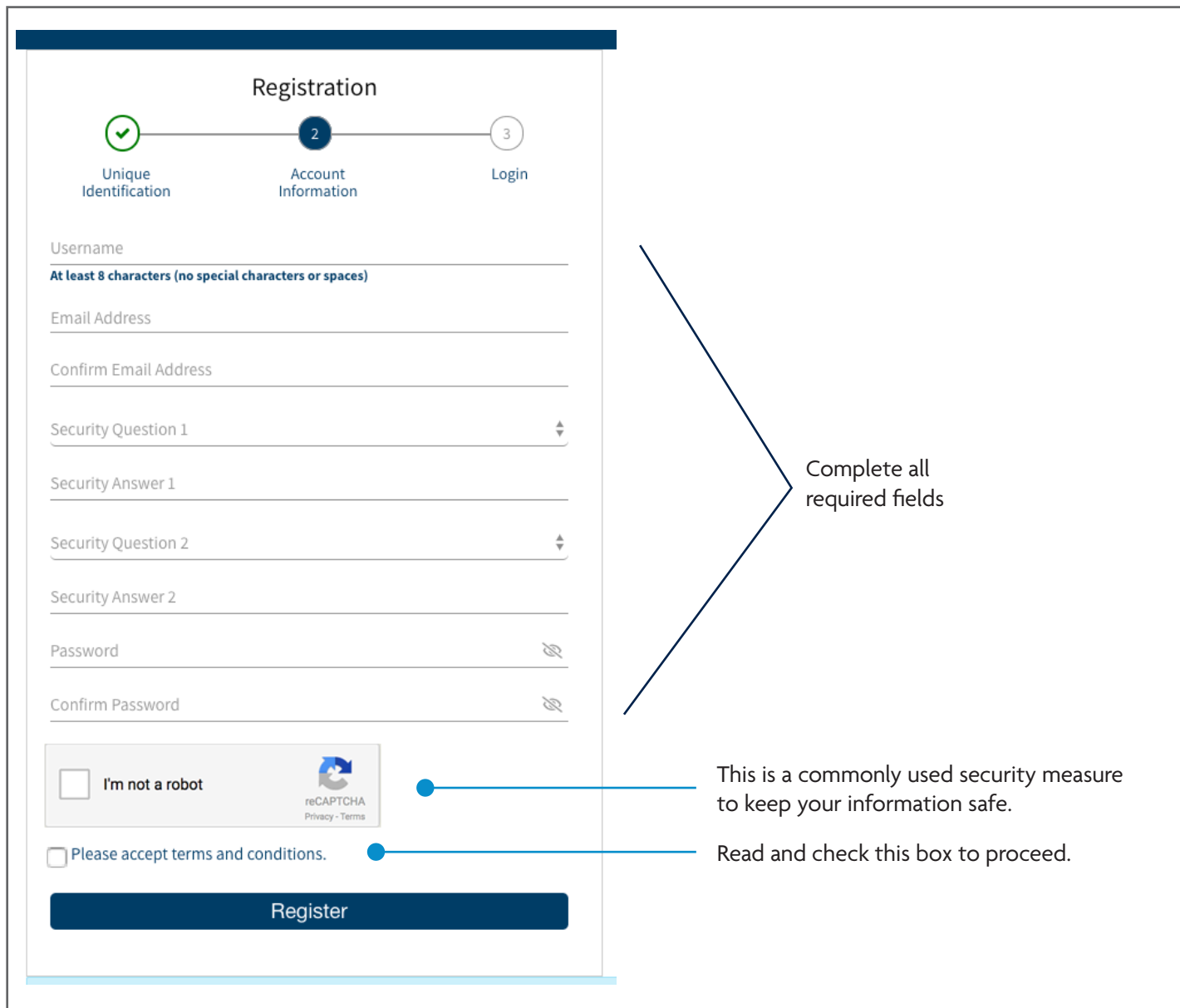
Next Step >

Select **Agent** and enter your **Midland National Agent Number** and **Social Security Number** or **Tax ID Number**. Individual agent number must be registered with agent's SSN. Corporation agent number must be registered with corporation's TIN.\*

\*Individual and corporation agent numbers must both be registered if an agent is contracted as a corporation. Each require separate login information.

## Next step:

1. Enter information in the required fields. You must fill out all fields correctly, so double check all fields before clicking **Submit**. See special requirements for User Name and Password fields.
2. **Check the “Please accept terms and conditions” box after reading the Terms and Conditions (click the link to read).**
3. Click **Register**.



The image shows a registration form titled "Registration" with a progress indicator at the top showing three steps: "Unique Identification" (completed), "Account Information" (current step), and "Login". The form includes the following fields:

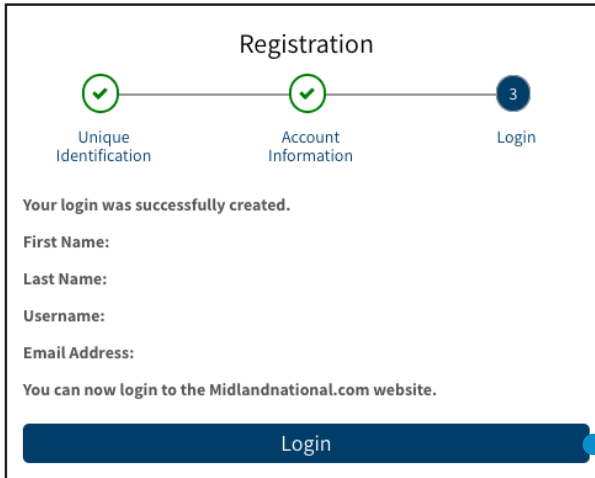
- Username: **At least 8 characters (no special characters or spaces)**
- Email Address
- Confirm Email Address
- Security Question 1 (dropdown)
- Security Answer 1
- Security Question 2 (dropdown)
- Security Answer 2
- Password (with eye icon)
- Confirm Password (with eye icon)

At the bottom of the form, there are two checkboxes:

- I'm not a robot (with reCAPTCHA logo and "Privacy - Terms" link)
- Please accept terms and conditions.

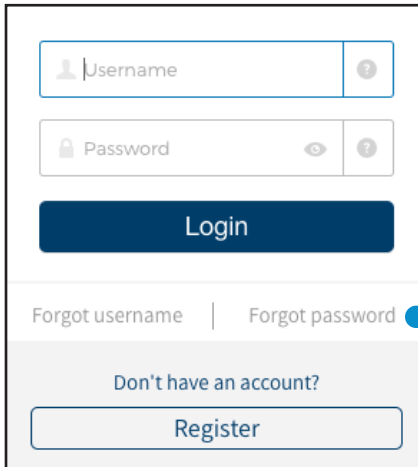
A large blue "Register" button is at the bottom. Annotations include a large blue arrow pointing to the form fields with the text "Complete all required fields", and two blue lines pointing to the checkboxes with the following text:

- "This is a commonly used security measure to keep your information safe." (pointing to the reCAPTCHA checkbox)
- "Read and check this box to proceed." (pointing to the terms and conditions checkbox)



The screenshot shows a registration confirmation page titled "Registration". At the top, there is a progress bar with three steps: "Unique Identification" (marked with a green checkmark), "Account Information" (marked with a green checkmark), and "Login" (marked with a blue circle containing the number 3). Below the progress bar, the text reads "Your login was successfully created." followed by labels for "First Name:", "Last Name:", "Username:", and "Email Address:". A final line of text says "You can now login to the Midlandnational.com website." At the bottom of the page is a dark blue button labeled "Login". A blue line connects the "Login" button to the text in step 4.

4. A registration confirmation page will appear. Click login to access the Midland National website.



The screenshot shows a login page. It features two input fields: "Username" with a person icon and a question mark, and "Password" with a lock icon, an eye icon, and a question mark. Below these fields is a dark blue "Login" button. Underneath the button are two links: "Forgot username" and "Forgot password". At the bottom, there is a link "Don't have an account?" and a "Register" button. A blue line connects the "Forgot username or password" area to the text in step 5.

5. If at any time in the future you forget your username and/or password, be sure to click on **Forgot username or password** under the **Login** button for assistance.

For additional assistance logging into the MidlandNational.com website, call our support team at 833-492-0022. Press 4 for sales support or website access.

**FOR FINANCIAL PROFESSIONAL USE ONLY. NOT TO BE USED FOR CONSUMER SOLICITATION PURPOSES.**

Sammons Financial<sup>SM</sup> is the marketing name for Sammons<sup>®</sup> Financial Group, Inc.'s member companies, including Midland National<sup>®</sup> Life Insurance Company. Annuities and life insurance are issued by, and product guarantees are solely the responsibility of, Midland National Life Insurance Company.